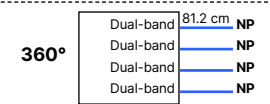
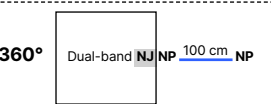
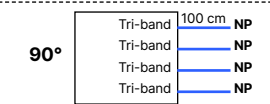
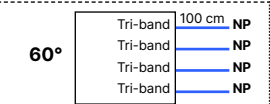
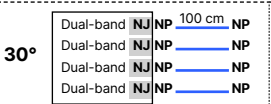
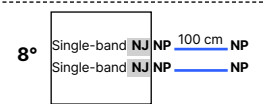




	AirLancer ON-Q360ag	AirLancer ON-360ag	AirLancer ON-QT90	AirLancer ON-QT60	AirLancer ON-Q30	AirLancer ON-D8a
Item number	61246	61209	61264	61263	61266	61708
Type of antenna	Dual-band Outdoor omnidirectional antenna with 360° beam angle	Dual-band Outdoor omnidirectional antenna with 360° beam angle	Tri-band* Outdoor sector antenna with 90° beam angle	Tri-band* Outdoor sector antenna with 60° beam angle	Dual-band Outdoor sector antenna with 30° beam angle	Single-band Outdoor directional antenna with 8° beam angle
Application scenario	Area coverage, omnidirectional	Area coverage, omnidirectional	Coverage of large areas	Coverage of medium sized areas	Area coverage in high-density environments	Directional antenna, covering larger distances
Frequency ranges & antenna gain	2.4 GHz: 4 dBi 5 GHz: 4 dBi	2.4 GHz: 6.5 dBi 5 GHz: 6 dBi	2.4 GHz: 6 dBi 5 GHz: 6 dBi 6 GHz: 6 dBi	2.4 GHz: 7 dBi 5 GHz: 7 dBi 6 GHz: 7 dBi	2.4 GHz: 10 dBi 5 GHz: 10 dBi	5 GHz: 21 dBi
Antenna ports (streams)	4x4 or 2x2 + 2x2	1x1 (1x per antenna port recommended)	4x4 or 2x2 + 2x2	4x4 or 2x2 + 2x2	4x4 or 2x2 + 2x2	2x2
Antenna aperture angle (horizontal, vertical)	H: 360° V: see characteristics in the data sheet	H: 360° V: see characteristics in the data sheet	H: 95°(2.4 GHz), 99°(5 GHz, 6 GHz) V: 97°(2.4 GHz), 60°(5 GHz, 6 GHz)	H: 60° V: 60°	H: 30° V: 30°	H: 8° V: 8°
Connections and cables	4x NP (plug), incl. cable (82.1 cm), permanently connected	1x NJ (socket) to antenna, 1x NP-NP adapter cable (1 m), detachable	4x NP (plug), incl. cable (1 m), permanently connected	4x NP (plug), incl. cable (1 m), permanently connected	4x NJ (socket) to antenna, 4x NP-NP adapter cable (1 m), detachable	2x NJ (socket) to antenna, 2x NP-NP adapter cable (1 m), detachable
Recommended access points (examples)	LANCOM OX-6402 or e.g. LANCOM LX-6402 with N adapter	LANCOM OX-6402 or LANCOM OW-602	LANCOM OX-6402 or e.g. LANCOM LX-6402 with N adapter	LANCOM OX-6402 or e.g. LANCOM LX-6402 with N adapter	LANCOM OX-6402 or e.g. LANCOM LX-6402 with N adapter	LANCOM OW-602 or LANCOM OX-6402
Schematic diagram (— installed cables with their cable lengths)						

Connection examples


1. AirLancer antenna **directly connected to outdoor access point**



2. AirLancer antenna **incl. surge protection connected to outdoor access point**



3. AirLancer antenna **directly connected to indoor access point**



Plug connections in detail



* Please note the legal guidelines and restrictions for the use of the 6 GHz band, which may vary from country to country.
Note: Antenna ports that are not connected to antennas should be deactivated via the access point configuration to prevent possible hardware damage.